



TYPICAL CROSS SECTIONS OF ERIE CANAL PRISM


ORIGINAL CANAL



ENLARGEMENT OF 1862.



SUGGESTED IMPROVEMENT



RECOMMENDED ENLARGEMENT

